

# DENTURE CLEANSER TABLETS



# DO I NEED A DENTURE CLEANSER?



Using a denture cleanser helps remove stains and odor-causing particles that toothbrush bristles may not reach. Like natural teeth, dentures and orthodontic appliances must be brushed daily to remove food particles and bacteria.

# HOW TO USE DENTAL CLEANSER?

All you have to do is drop the dentures (or orthodontic appliance) in a glass of warm water with an effervescent tablet and everything will be taken care of. In as fast as 3 minutes you can smile and show off a set of perfectly whitened teeth.

“Nothing is more important than your pearly whites, even if they’re not your originals.”



- Dentures
- Partials
- Retainers



Effervescence improves effectiveness, while simplifying the denture cleaning process for consumers.






# What is Bi-layer?

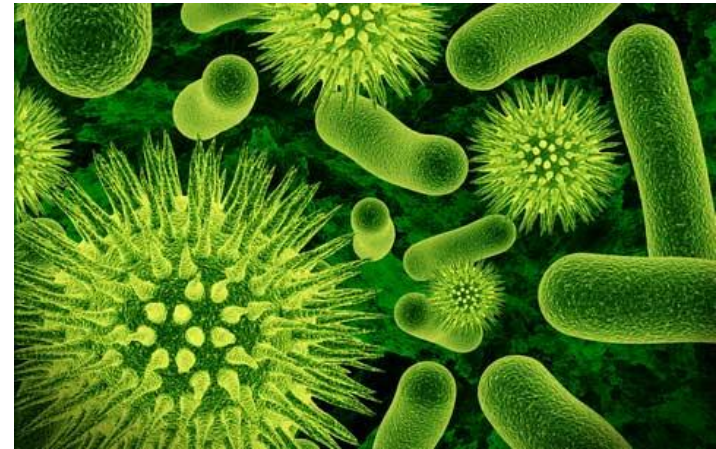
Bi-layer effervescence provides slow and controlled ingredient delivery making this product more efficient than regular effervescent tablets.

The first layer is released immediately in the initial stage, while the second layer is slowly released afterwards, acting as the maintenance phase and prolonging the cleansing effect.



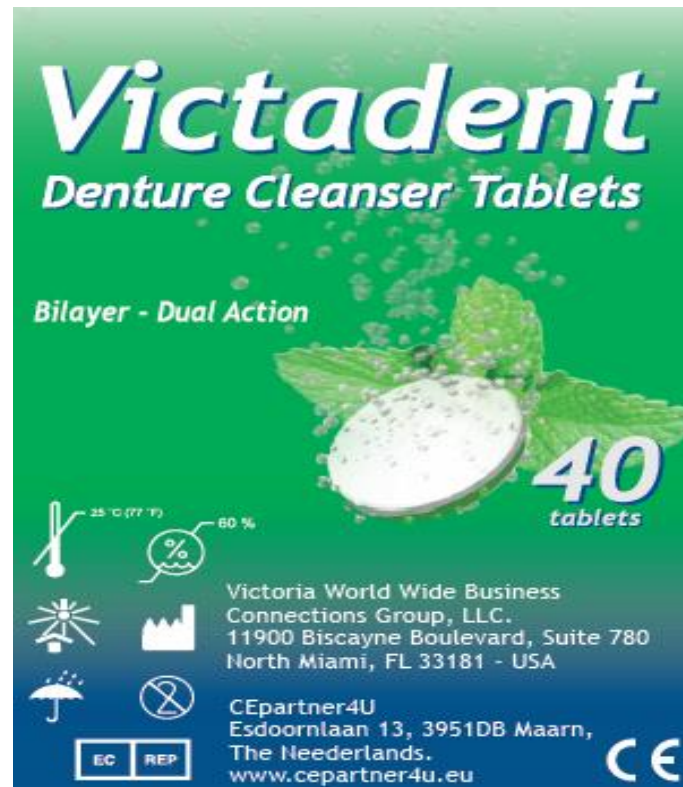
# HOW DOES IT WORK?

- Kills germs that cause denture odor.
- Dissolves tough stains in hard to reach places - even in between teeth.
- Reduces plaque buildup and removes food particles that can cause gum irritation
- Keeps dentures and orthodontic appliances extra fresh and clean.



# PRODUCT CLASSIFICATION

This product is classified as a class 1 medical device by the CE mark authorities





Product	Appearance	Indications	Claims	Directions
Green Bi-Layer Denture Cleanser Tablets	Green/White Bilayer tablet	For effervescent cleansing and deodorizing of dentures, bridges, or orthodontic appliances. Baking soda layer helps clean and deodorize.	Cleans in only 3 minutes; eliminates odor causing bacteria.	<ol style="list-style-type: none"> <li>1. Drop one tablet into a glass with enough very warm (not hot) water to completely cover the denture.</li> <li>2. Immediately place denture in effervescing solution.</li> <li>3. Allow to soak in green solution for at least 3 minutes. For best results brush dentures using the green solution. It is safe to soak full dentures in solution overnight.</li> <li>4. Remove and rinse denture/appliance thoroughly in running water.</li> </ol>

# INGREDIENT FUNCTION

## EFFERVESCENT:

- Sodium Bicarbonate
  - Citric Acid
- 

## OXIDANTS:

- Sodium Percarbonate
  - Potassium Persulfate
  - TAED
- 

## DETERGENTS:

- Sodium Sulfate
- Sodium Lauryl Sulfoacetate
- Sodium Carbonate

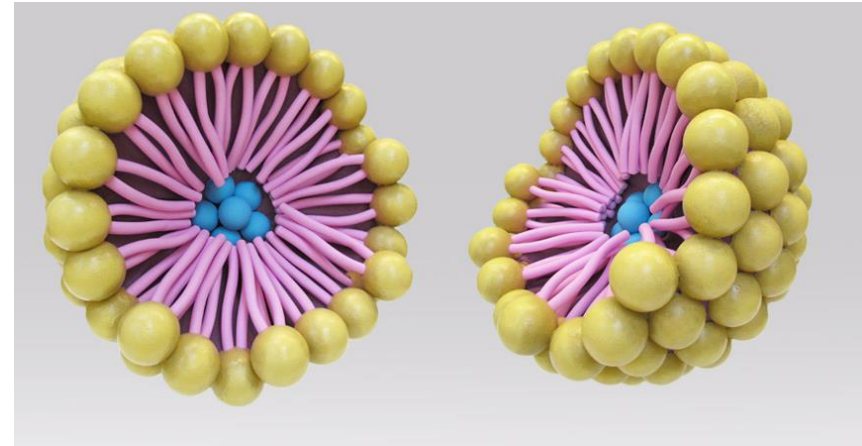
Provides mechanical cleaning action to loosen particles from denture.

Reduces odor by neutralizing the byproducts of bacteria.



Cleans by removing virtually all particles that were broken down and loosened by the active ingredients.

Breakdown of food proteins.



Act as bleaching agents removing discoloration and stains on the denture.





**Victoria World Wide Business Connections Group, LLC.  
Dr. Tevsijk Group, LLC.**

5801 NW 151<sup>st</sup> ST, Suite 203, Miami Lakes, FL 33014  
USA

Phone: 1-305-895-7077 / Fax: 1-305-895-7088

[info@vwwbc.com](mailto:info@vwwbc.com) / [info@drtevsijk.com](mailto:info@drtevsijk.com)  
[www.vwwbc.com](http://www.vwwbc.com)

